

# Quad Photoelectric

## Beam Sensor

Quad-100CS

# Complexion

### Features

- ◀ Laser beam alignment function (optional)
- ◀ Buzzer sound (beep sound)
- ◀ LED Indicators for beam strength (5 LEDs)
- ◀ Environment module
- ◀ Beam alignment volt. testing points
- ◀ Multi frequency (4 channels selectable)
- ◀ Quad beams
- ◀ Heater (Optional)
- ◀ Programmed A.G.C.
- ◀ Input Volt.:AC/DC 12-24V
- ◀ IP-55 Ingress protection
- ◀ Sensing range 100m. (Outdoors)

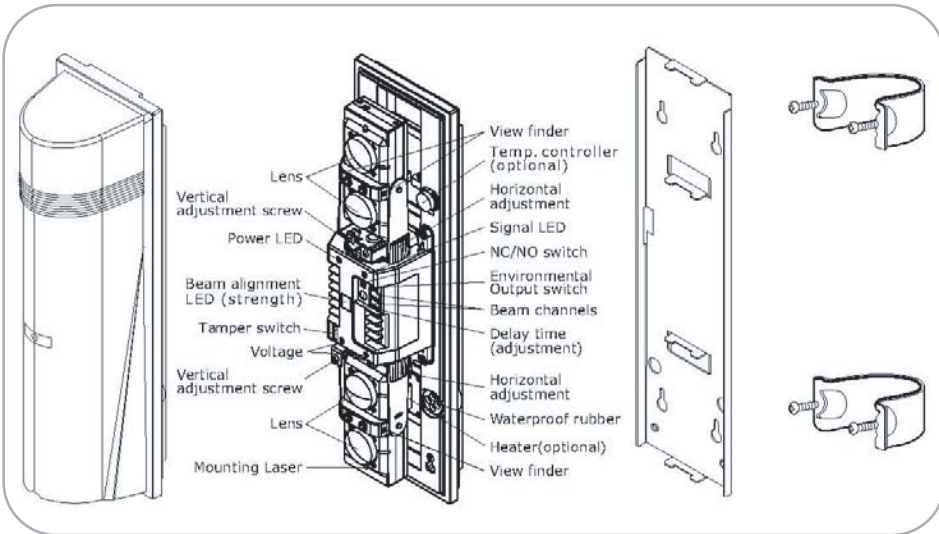
### Applications

- ◀ Perimeter protection
- ◀ Warehouse
- ◀ Factory
- ◀ Barrier

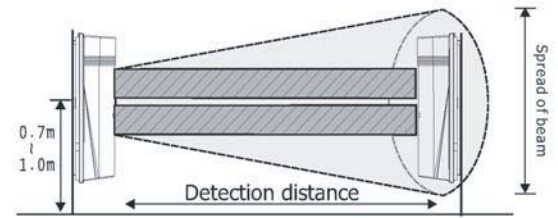
**Complexion**®

# Quad Photoelectric Beam Sensor

## Parts identification:

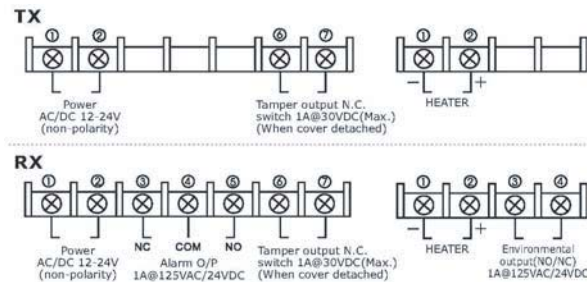


## Expansion of Beam

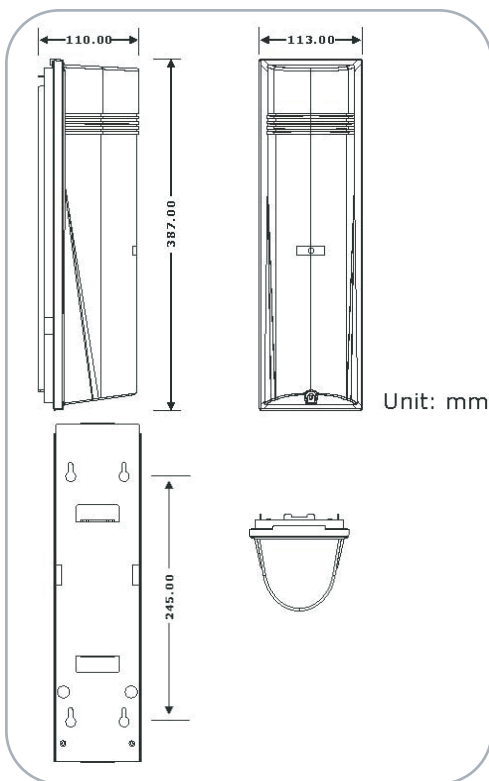


Detection distance	100m. (330 ft.)
Spread of beam	3.0m. (9.8 ft.)

## Wiring



## Dimensions



## Specification:

Model	Quad-100CS
Beam	4
Max. Range (Outdoor)	100m.
Max. Range (Indoor)	200m.
Current	115mA
Power	AC/DC 12~24VDC (Non-polarity)
Detection system	50-700msec variable
Alarm output	Contact capacity : NO/NC 1A@120VAC
Tamper output (Receiver)	NC switch, 1A@120VAC
Alarm LED (Receiver)	Red LED-ON : When transmitter and receiver are not aligned or when beam is broken.
Signal LED (Receiver)	Yellow LED Off : Beam Align Properly Flash : When receiver's signal is weak. On : Beam broken or beam alignment not proper.
Power LED (Transmitter and Receiver)	Green LED-ON : Indicates connected the power.
Laser wavelength	650nm
Laser output power	< 5mW
Alignment angle	Horizontal $\pm 90^\circ$ Vertical $\pm 15^\circ$
Operating temperature	-25°C to +55°C
Weight	2.6Kg
Case	PC Resin
Humidity	< 70%
Dimensions	387mm(H) x 113mm(W) x 110mm(D)
Water Proof	IP-55
Safety Standard	CE

**Complexion**®

**EURO ASIA INTERTRADE CO.,LTD.**

805 ถ.กาญจนาภิเษก แขวงหลักสอง เขตบางแค กรุงเทพฯ 10160

Tel. 08-1855-2867

www.complexion.co.th E-mail: sales@complexion.co.th